

Welcome to #WCETWebcast

Date April 24, 2019

The webcast will begin shortly.

There is no audio being broadcast at this time.

An archive of this webcast will be available on the WCET website next week.



NC-SARA 2019 Data Reporting Requirements (Enrollments & Placements)

APRIL 24, 2019

Welcome!

Use the question box for questions and information exchange.

Archive, PowerPoint, and Resources will be available on the SAN website by next week

PowerPoint can be found on the SAN website on the webcast event page

Follow the Twitter feed: #WCETWebcast.



Cheryl Dowd
Director
State Authorization Network (SAN)
WCET
cdowd@wiche.edu



Dan Silverman
Assistant Director
State Authorization Network (SAN)
WCET
dsilverman@wiche.edu






Questions from the Audience

If you have a question during the presentation, please add your questions to the question box.

*We will monitor the question box and have time for Q&A **at the end of each section.***

Presenters



Marianne Boeke, Ph.D.

Associate Director, Policy Research
& State Support

mboeke@nc-sara.org

303-242-5037



Terri Taylor Straut, MBA

CEO & Solution Architect


Ascension Consulting Group

Terri@AscensionConsultingGroup.com

720-252-9956



Introduction




It's Data Time!

**2019 Data Reporting: Enrollment & Out-of-State
Learning Placements**

April 24, 2019

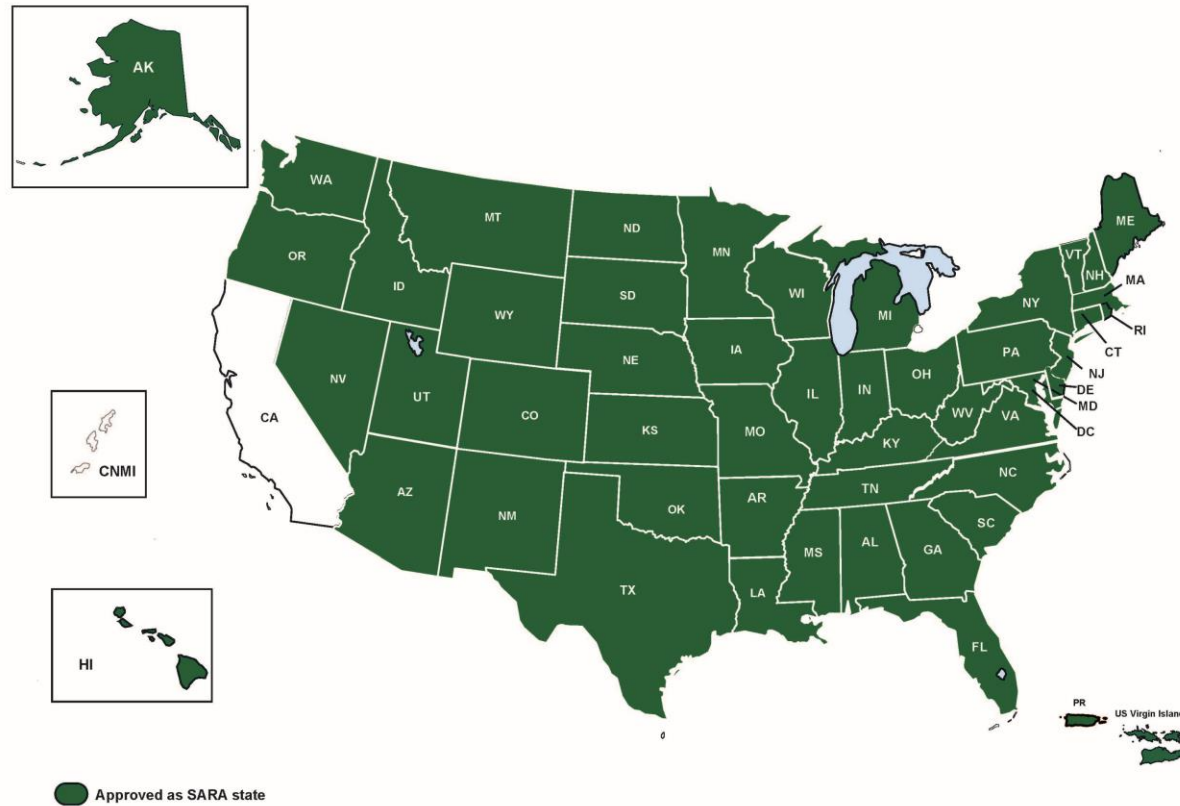

Agenda



- The Current SARA Landscape.
- DATA Summary of 2018
- What's New & Notable for 2019.
- Enrollment Reporting.
- Out-of-State Learning Placement (OOSLP) Reporting.
- Frequently Asked Questions.
- Questions/Discussion.

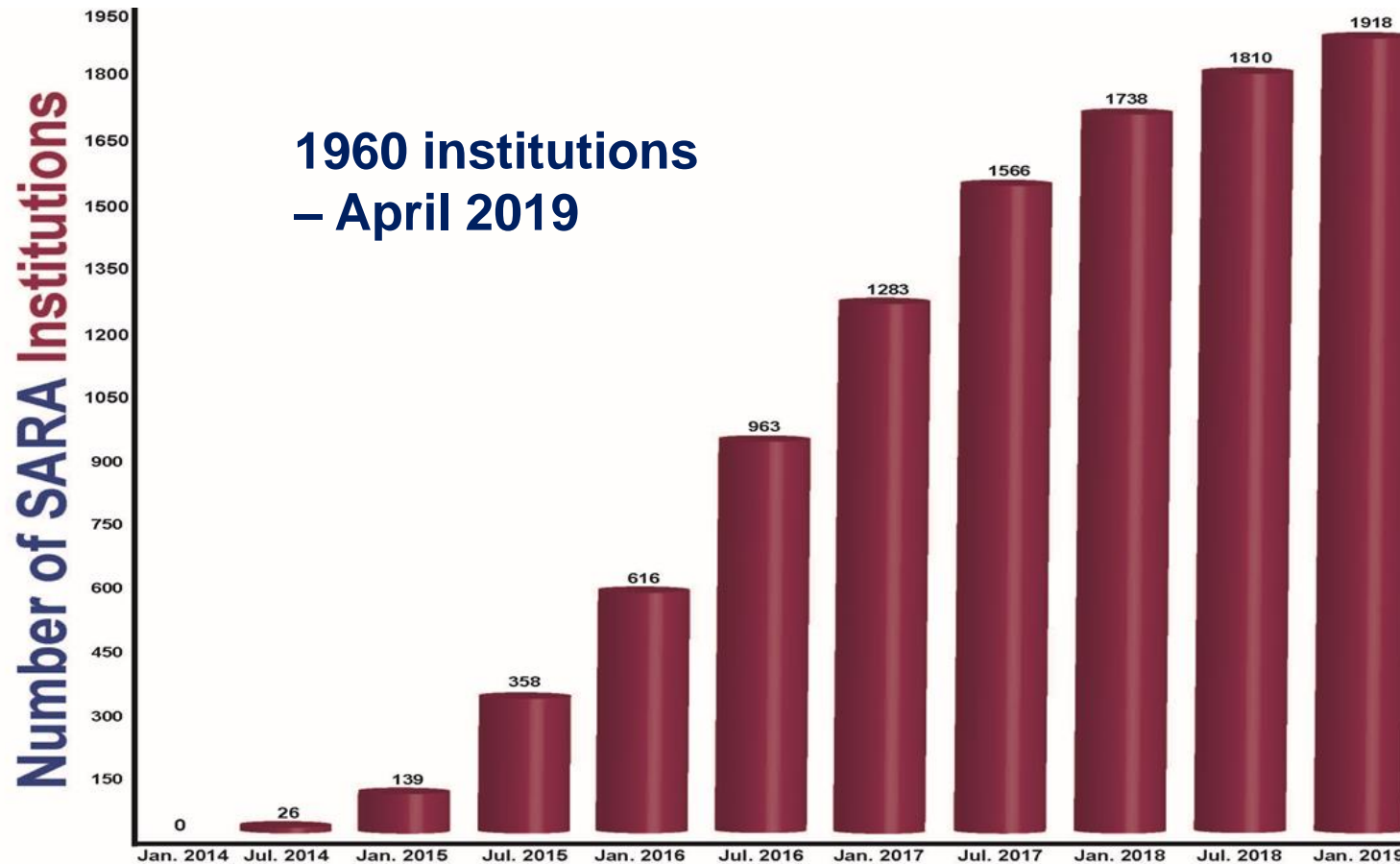

SARA Overview

The Current SARA Landscape




SARA Overview

The Current SARA Landscape



SARA DATA Overview




Why is data collection important?

- **Transparency:**
 - Which institutions are enrolling online students?
 - Where are those students located?
- **Measuring the impact of SARA:**
 - Now have 3 years of online enrollment data.
 - Reports on the website.



SARA DATA

Overview of 2018 Enrollment



Institutions Reporting

	Number of Institutions Reporting	% Increase from Prior Year
2016	867	
2017	1,477	70.4%
2018	1,791	21.3%




Response Rate

Reported Enrollments

	Reported SARA Enrollment	Reported Non-SARA Enrollment	Reported Total Enrollment	% Change from Prior Year Total Enrollment
2016	697,618	159,685	857,303	
2017	970,548	200,177	1,170,725	36.6%
2018	1,084,008	141,014	1,225,022	4.6%

SARA DATA

Overview of 2018 Enrollment




Enrollment by Sector

Sector	Reported SARA State Enrollment	Reported Non-SARA State Enrollment	Total Reported Enrollment	% of Total Reported Enrollment
Independent/For-Profit	391,802	50,387	442,189	36.1%
Private Non-Profit	456,102	51,297	507,309	41.4%
Public	236,188	39,330	275,518	22.5%
Tribal	6	-	6	0.0%
Total	1,084,008	141,014	1,225,022	100.0%

SARA DATA Overview

Out-of-State Learning Placements




Out-of-State Learning Placements:

- Clinicals/student teaching/internships.
- Voluntary for 2018 - Required for 2019.
- Important parts of many academic programs.
- Number/extent of such placements are of interest:
 - Educators
 - Practitioners
 - Licensing bodies
 - State regulators



SARA DATA Overview

Out-of-State Learning Placements




2018 Summary:

- 297 institutions reported student placements
- 16% of SARA participating institutions reported
- 32,931 total placements reported
- We got a lot of feedback:
 - Comments on Webform
 - WCET Annual Meeting – Working Session
 - State Portals/Regional Directors


THANK YOU

What's New & Notable?



- *2019 Data Reporting Handbook* provides guidance and reporting instructions.
- Report Distance Education Enrollment from **Home State**.
- Report Out-of-State Learning Placements (OOSLP).
 - ✓ OOSLP Reporting Does NOT include Home State.
- Enrollment Form Includes **All Territories**.
- Use Comments Fields to Report Anomalies and/or Concerns.
- Reporting Window: **May 14-June 4, 2019**.


Enrollment Reporting



Three general points of guidance:

1. Report enrollments as you do to IPEDS including associated definitions, etc.;
2. Enlist the help of the person who does your institution's reporting to IPEDS (because they are intimately familiar with the world according to IPEDS'); and
3. If in doubt, use your best professional judgment, exercised within the spirit and intent of SARA.


Enrollment Reporting



Determine **Who** will coordinate reporting internally.

- All SARA contacts will receive the e-mail.
- One Link with 2 Tabs--Enrollment & OOSLP online reporting forms.

Enrollment Reporting



Enrollments

Out-of-State Placements

Reporting Period ⓘ


2018 - 2019 ▼



NC-SARA 2019 Annual Enrollment Reporting

Reporting Institution

Enrollment Reporting



NC-SARA 2019 Annual Enrollment Reporting


Reporting Institution

NC-SARA Annual Enrollment Reporting

SARA institutions will report the number of students enrolled exclusively in distance education delivered both in the home state of the institution and outside the home state of the institution.

This required data submission is based on the enrollment data your institution last fall reported to the Integrated Postsecondary Education Data System (IPEDS); for SARA, that data is to be disaggregated by the state, territory, or district in which the students reside. While every effort has been made to provide clear instructions, the variety of institutional practices in determining student location, tabulating enrollment data, and delivering distance education make perfectly accurate and consistent reporting across institutions unattainable at present. Please use your best judgment and adopt and document an approach that ensures your institution's reporting is consistent from year-to-year and captures the requested information.

Enrollment Reporting




SARA State & Territories

SARA States Total Enrollments - 0

Alabama (AL)	Alaska (AK)	Arkansas (AR)
<input type="text"/>	<input type="text"/>	<input type="text"/>
Arizona (AZ)	* Colorado (CO)	Connecticut (CT)
<input type="text"/>	<input type="text"/>	<input type="text"/>
District of Columbia (DC)	Delaware (DE)	Florida (FL)
<input type="text"/>	<input type="text"/>	<input type="text"/>
Georgia (GA)	Hawaii (HI)	Iowa (IA)
<input type="text"/>	<input type="text"/>	<input type="text"/>
Idaho (ID)	Illinois (IL)	Indiana (IN)
<input type="text"/>	<input type="text"/>	<input type="text"/>
Kansas (KS)	Kentucky (KY)	Louisiana (LA)
<input type="text"/>	<input type="text"/>	<input type="text"/>

Enrollment Reporting




NON-SARA States and Territories

NON-SARA States and Territories Total Enrollments - 0

American Samoa (AS)	California (CA)	Guam (GU)
<input type="text"/>	<input type="text"/>	<input type="text"/>
Marshall Islands (MH)	Federated States of Micronesia (FM)	Northern Mariana Islands (CNMI)
<input type="text"/>	<input type="text"/>	<input type="text"/>
Palau (PW)		
<input type="text"/>		


Total Online Enrollments Reported 0

Enrollment Reporting




Comments Field

Comments



Comments

Enrollment Reporting



Confirmation and Authorization

Confirmation and Authorization

* Name

Title

* Email

OPEID

89898989

IPEDS Institution Number (Unit ID)

* Sector

Tribal

* If this report included branch campus activity select Yes below ⓘ

Not applicable, we have no branch campuses


☐ I Agree

By checking this box, your institution agrees to 1) the terms noted in the published [NC-SARA Data Sharing Agreement](#), found [here](#) and 2) I understand that by leaving a field blank I acknowledge that the value will be read as zero.


Save and Return

Save, Submit and Lock Data

Questions About Enrollment Reporting?



Out-of-State Learning Placement Reporting




Out-of-State Learning Placements Examples:

- Clinical Rotations
- Student Teaching
- Internships

Most often in health-related disciplines and Education, they are often a required part of obtaining a degree and/or license to practice a profession.

Out-of-State Learning Placement Reporting




CIP CODES

- Classification of Instructional Programs (CIP) is to provide a taxonomic scheme that supports the accurate tracking, assessment, and reporting of fields of study and program completion activity.
- NC-SARA uses the 47 two-digit CIP codes that represent program areas.



Out-of-State Learning Placement Reporting



IES : NCES

National Center for Education Statistics

MENU

Search

Go

IPEDS

Classification of Instructional Programs (CIP)

HomeCIP SelectorHelpContact NCES

CIP 2010

(change year)

BrowseSearchCrosswalkResourcesQuick CIP

Go

Browse

This is a full listing of all CIP codes in this version. (Note: Neither old location of codes that moved nor deleted codes are shown in this listing; that information may be viewed on other areas of this site.)

Expand All

Collapse All

01) AGRICULTURE, AGRICULTURE OPERATIONS, AND RELATED SCIENCES.

03) NATURAL RESOURCES AND CONSERVATION.

04) ARCHITECTURE AND RELATED SERVICES.

05) AREA, ETHNIC, CULTURAL, GENDER, AND GROUP STUDIES.

09) COMMUNICATION, JOURNALISM, AND RELATED PROGRAMS.


10) COMMUNICATIONS TECHNOLOGIES/TECHNICIANS AND SUPPORT SERVICES.

11) COMPUTER AND INFORMATION SCIENCES AND SUPPORT SERVICES.

12) PERSONAL AND CULINARY SERVICES.

27


Out-of-State Learning Placement Reporting



Where are these numbers kept on campus?

- Start with Institutional Research.
- In the academic departments that have learning placements.
- Document your approach to ensure consistency each year.

Out-of-State Learning Placement Reporting




Criteria for Inclusion

Report out-of-state placements that meet *all* the following criteria:

1. The placement is outside the “home state” of the SARA institution;
2. The placement involves the physical presence of the student at the out-of-state location(s);
3. The placement is an activity required for degree completion or professional licensure;
4. The placement is offered for credit and/or offered for a fee; and
5. The placement started between January 1, 2018, and December 31, 2018.

Out-of-State Learning Placement Reporting




Example #1

Three University of Texas at El Paso (UTEP) nursing students each do a single clinical rotation at each of two hospitals in Las Cruces, New Mexico, and one rotation at a hospital in Phoenix, Arizona.

UTEP would report three placements in New Mexico and three placements in Arizona, all under CIP code 51, Health Professions and Related Programs.

Out-of-State Learning Placement Reporting




Example #2

A student at University of Colorado at Denver (UCD) participated in an OOSLP in spring 2018 under CIP code 13 in Arkansas; this same student then participated in another OOSLP in fall 2018 under CIP code 46 in Washington. UCD would report two placements, one in each state.

If both learning placements were in the same state, both placements would be reported, one under each CIP Code.


Out-of-State Learning Placement Reporting



Enrollments

Out-of-State Placements

Reporting Period ⓘ
2018 - 2019


NC-SARA Annual Out-of-State Learning Placements Reporting
Reporting Institution

Previous

Next

☐ This institution has zero out-of-state placements to report

* CIP Type:
--None--

* State:
--None--

* Enrollment Count:
0

✕ Remove Entry


Save and Return

+ Add another CIP/State Enrollment

Previous

Next

Out-of-State Learning Placement Reporting



* CIP Type

13) Education

* State

Alabama

* Enrollment Count

5

Remove Entry

* CIP Type

--None--

* State

--None--

* Enrollment Count


0

Remove Entry

Save

+ Add another CIP/State Enrollment

Out-of-State Learning Placement Reporting




Comments



Comments

Out-of-State Learning Placement Reporting



Confirmation and Authorization

* Name

Title

* Email

OPEID

IPEDS Institution Number (Unit ID)

* Sector


* If this report included branch campus activity select Yes below ⓘ

* ☒ I Agree By checking this box, your institution agrees to the terms noted in the published [NC-SARA Data Sharing Agreement, found here.](#)

Save and Return


Save, Submit and Lock Data

Frequently Asked Questions




- What if my institution doesn't report to IPEDS?
 - ✓ Report as if you do.
- How do we report Military Students?
 - ✓ Report *where* the military student is taking the course.
- Do ED delays/changes affect NC-SARA annual data collection?
 - ✓ No.
- What definition of “distance education” should we use?
 - ✓ Use IPEDS definitions.

Questions from Participants



Resources



Marianne Boeke

mboeke@nc-sara.org

Terri Taylor Straut

Terri@AscensionConsultingGroup.com



NC-SARA Website: www.nc-sara.org



Questions from the Audience

Contact Information

Marianne Boeke, Ph.D.

Associate Director, Policy Research
& State Support

mboeke@nc-sara.org

303-242-5037

Terri Taylor Straut, MBA

CEO & Solution Architect

Ascension Consulting Group

Terri@AscensionConsultingGroup.com

720-252-9956

Learn More and Stay Connected

Visit the SAN website to learn more about our topic areas and research!

<http://wcetSAN.wiche.edu>

Join SAN: learn more about benefits, services and events:

<http://wcetSAN.wiche.edu/membership>

State Authorization 101

About SAN

Membership

Events

Resources

Learn More and Stay Connected

WCET/SAN Advanced Topics Workshop

Update on HEA & Federal Rulemaking: The
Impact on Institutional Compliance.

October 1-2, 2019

St. Louis, Missouri

[Register Today!](#)

WCET 31st Annual Meeting

November 5-7, 2019

SAN Coordinator Meeting Nov 4, 2019

Denver, Colorado

[Information Available Here!](#)



ADDITIONAL INFORMATION AND RESOURCES

Access to the resources discussed during this webcast, including the archive, will be available next week on the SAN Website.

[Resources: Past Webinars](#)

*Colorado State
University*

*Michigan State
University*

*University of Missouri
- Columbia/Mizzou
Online*

*University of North
Texas*

Thank you Supporting Members for your commitment to
WCET and e-Learning

Thank you WCET Annual Sponsors

